



# CEROM



## French Guiana Economic Review

September 2016

### STRUCTURAL FACTORS

- Population (estimated, 1<sup>st</sup> January 2015) : 254,541 GDP (2015) : € 4.1 B  
GDP/inhabitant (2015) : € 15,810
- Share of added value by Sector (2010) :
  - Primary : 4 %
  - Secondary (inc. construction) : 16 % (inc. 7 %)
  - Tertiaire (inc. services) : 80 % (inc. 66 %)

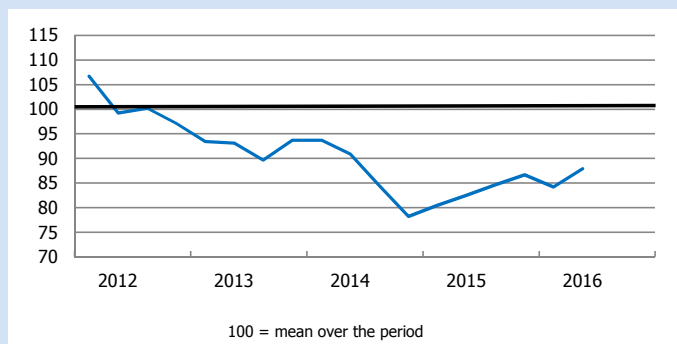
### LATEST KEY FIGURES

Year Over Year (YoY)

- Business climate index : +5.4 point
- Job seekers at the end of the month : -3.7 %
- Natural persons subject to banking prohibition : +7.2 %

## MACROECONOMIC INDICATORS

### BUSINESS CLIMATE INDEX

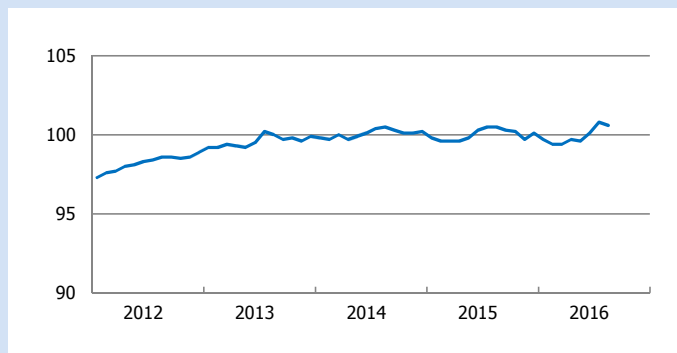


Business climate index

	2015	2016	YoY (point)
1 <sup>st</sup> Quarter	80,5	84,2	3,7
2 <sup>nd</sup> Quarter	82,6	87,9	5,4
3 <sup>rd</sup> Quarter	84,7		
4 <sup>th</sup> Quarter	86,7		

Source : Jedom (SA)

### CONSUMER PRICE INDEX

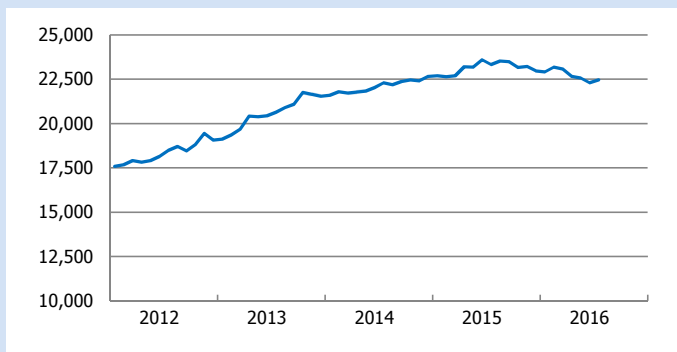


Consumer price index (base year 100 in 1998)

	2015	2016	YoY (%)
January	99,8	99,7	-0,1
February	99,6	99,4	-0,2
March	99,6	99,4	-0,2
April	99,6	99,7	0,1
May	99,8	99,6	-0,3
June	100,3	100,1	0,5
July	100,5	100,8	0,2
August	100,5	100,6	0,1
September	100,3		
October	100,2		
November	99,7		
December	100,1		

Source : Insee

### JOB SEEKERS AT THE END OF THE MONTH

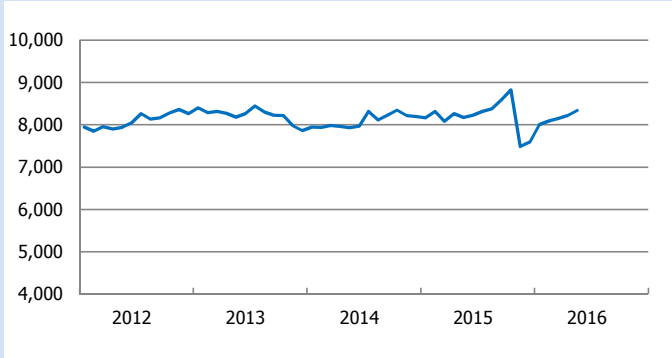


Job seekers at the end of the month

	2015	2016	YoY (%)
January	22 691	22 900	0,9
February	22 637	23 180	2,4
March	22 699	23 060	1,6
April	23 199	22 660	-2,3
May	23 182	22 570	-2,6
June	23 592	22 290	-5,5
July	23 320	22 450	-3,7
August	23 518		
September	23 483		
October	23 157		
November	23 209		
December	22 962		

Source : Dieccte, Pôle emploi

## UNEMPLOYMENT BENEFIT RECIPIENTS

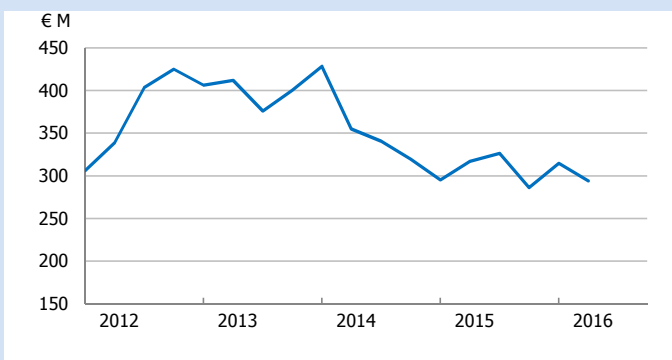


Source : Pôle emploi

Unemployment benefit recipients

	2015	2016	YoY (%)
1 <sup>st</sup> Quarter	8 083	8 152	0,9
2 <sup>nd</sup> Quarter	8 229		
3 <sup>rd</sup> Quarter	8 589		
4 <sup>th</sup> Quarter	7 589		

## GOODS IMPORTS

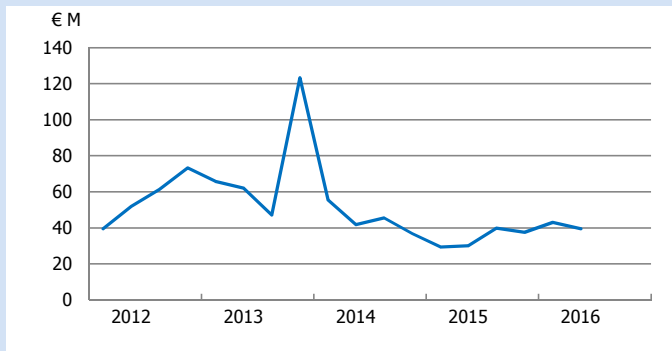


Source : Office of customs and border protection, SA Iedom

Goods imports, SA

€ M	2015	2016	YoY (%)
1 <sup>st</sup> Quarter	295,2	314,5	6,5
2 <sup>nd</sup> Quarter	316,8	293,9	-7,2
3 <sup>rd</sup> Quarter	326,1		
4 <sup>th</sup> Quarter	286,3		

## GOODS EXPORTS

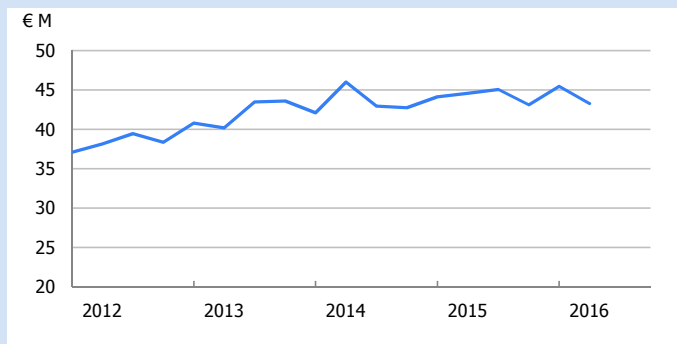


Source : Office of customs and border protection, SA Iedom

Goods exports, SA

€ M	2015	2016	YoY (%)
1 <sup>st</sup> Quarter	29,3	43,1	47,1
2 <sup>nd</sup> Quarter	30,1	39,5	31,3
3 <sup>rd</sup> Quarter	39,8		
4 <sup>th</sup> Quarter	37,6		

## CONSUMPTION GOODS IMPORTS

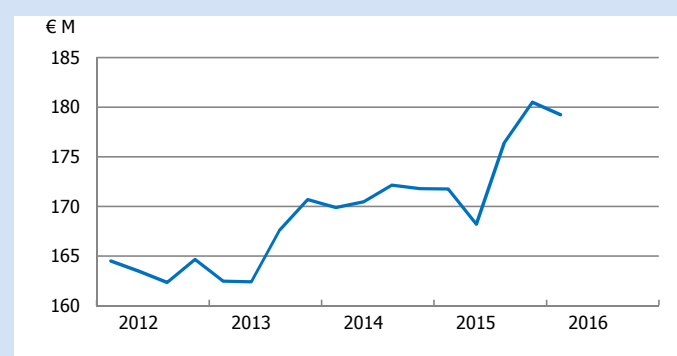


Consumption goods imports, SA

	€ M	2015	2016	YoY (%)
1 <sup>st</sup> Quarter	44,1	45,5	3,0	
2 <sup>nd</sup> Quarter	44,6	43,3	-2,9	
3 <sup>rd</sup> Quarter	45,1			
4 <sup>th</sup> Quarter	43,1			

Source : Office of customs and border protection, SA Iedom

## HOUSEHOLDS CONSUMER LOANS

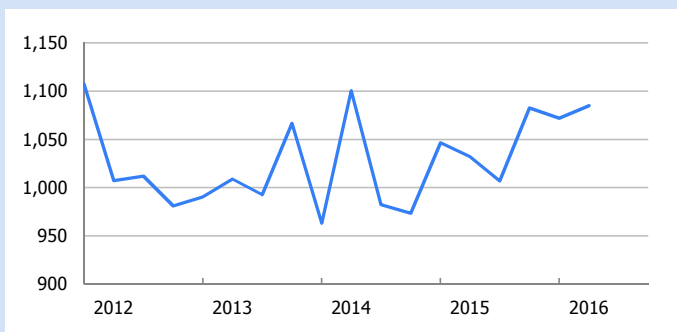


Households consumer loans

	€ M	2015	2016	YoY (%)
1 <sup>st</sup> Quarter	171,8	179,3	4,4	
2 <sup>nd</sup> Quarter	168,2			
3 <sup>rd</sup> Quarter	176,4			
4 <sup>th</sup> Quarter	180,5			

Source : Iedom - Surfi, excluding outstanding credit from a local credit institution not reporting this type of loans

## NEW PRIVATE VEHICLES SALES

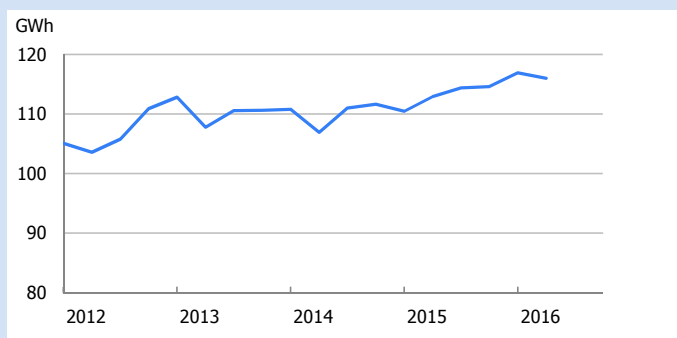


New private vehicles sales, SA

	2015	2016	YoY (%)
1 <sup>st</sup> Quarter	1 046	1 072	2,4
2 <sup>nd</sup> Quarter	1 032	1 085	5,1
3 <sup>rd</sup> Quarter	1 007		
4 <sup>th</sup> Quarter	1 083		

Source : Somafi, SA Iedom

## LOW TENSION ELECTRICITY CONSUMPTION

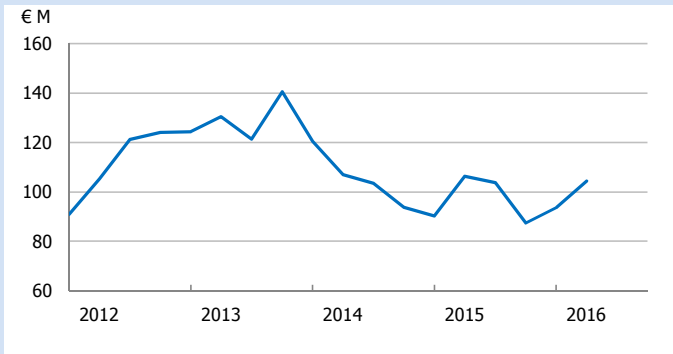


Low tension electricity consumption, SA

	GWh	2015	2016	YoY (%)
1 <sup>st</sup> Quarter	110,5	116,9	5,8	
2 <sup>nd</sup> Quarter	112,9	116,0	2,7	
3 <sup>rd</sup> Quarter	114,4			
4 <sup>th</sup> Quarter	114,6			

Source : EDF, SA Iedom

## EQUIPMENT GOODS IMPORTS

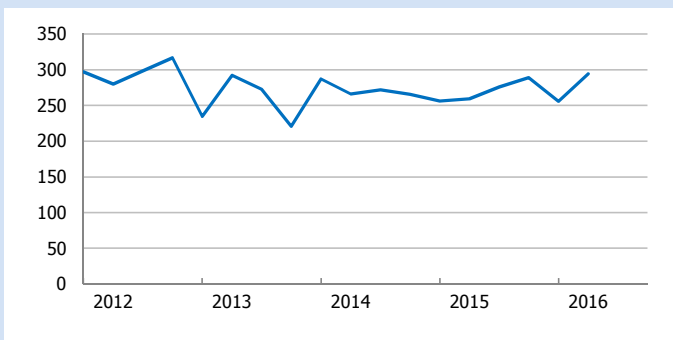


Source : Office of customs and border protection, SA Iedom

Equipment goods imports, SA

	€ M	2015	2016	YoY (%)
1 <sup>st</sup> Quarter		90,3	93,7	3,8
2 <sup>nd</sup> Quarter		106,3	104,4	-1,9
3 <sup>rd</sup> Quarter		103,8		
4 <sup>th</sup> Quarter		87,5		

## NEW COMMERCIAL VEHICLES SALES

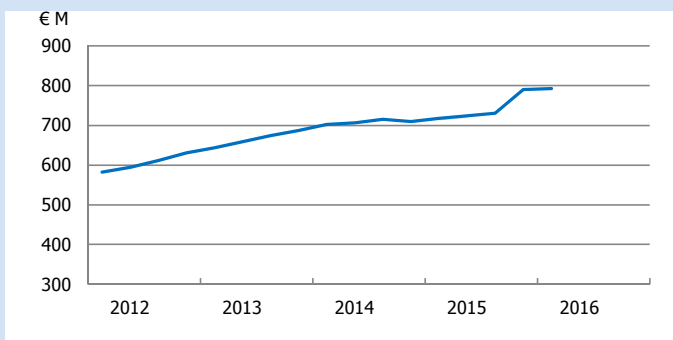


Source : Somafi, SA Iedom

New commercial vehicles sales, SA

	2015	2016	YoY (%)
1 <sup>st</sup> Quarter	256	256	-0,1
2 <sup>nd</sup> Quarter	259	294	13,4
3 <sup>rd</sup> Quarter	276		
4 <sup>th</sup> Quarter	289		

## HOUSEHOLDS HOME LOANS

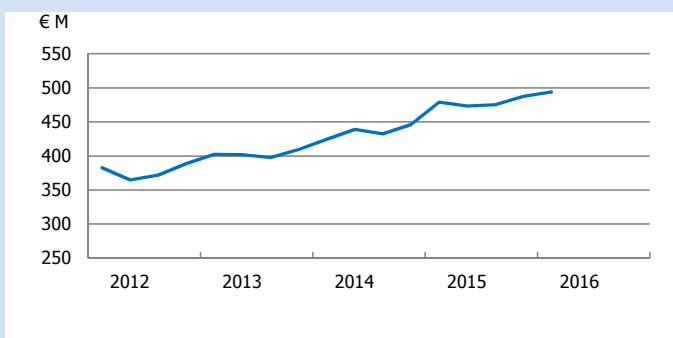


Source : Iedom - Surf

Households home loans

	€ M	2015	2016	YoY (%)
1 <sup>st</sup> Quarter		717,8	793,1	10,5
2 <sup>nd</sup> Quarter		724,5		
3 <sup>rd</sup> Quarter		731,1		
4 <sup>th</sup> Quarter		790,6		

## BUSINESS INVESTMENT LOANS

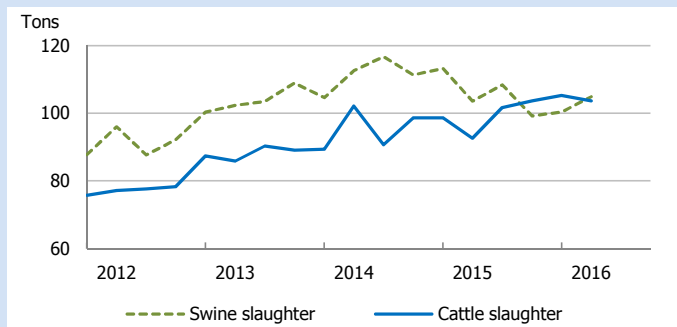


Source : Iedom - Surf

Business investment loans

	€ M	2015	2016	YoY (%)
1 <sup>st</sup> Quarter		479,1	494,0	3,1
2 <sup>nd</sup> Quarter		473,3		
3 <sup>rd</sup> Quarter		475,3		
4 <sup>th</sup> Quarter		487,3		

## SLAUGHTER



Source : Regional slaughterhouse, SA-WDA Iedom

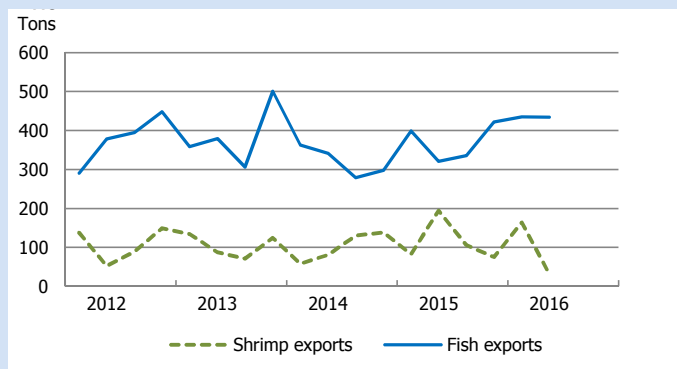
### Swine slaughter, SA-WDA

Tons	2015	2016	YoY (%)
1 <sup>st</sup> Quarter	113	100	-11,4
2 <sup>nd</sup> Quarter	104	105	1,3
3 <sup>rd</sup> Quarter	108		
4 <sup>th</sup> Quarter	99		

### Cattle slaughter, SA-WDA

Tons	2015	2016	YoY (%)
1 <sup>st</sup> Quarter	99	105	6,7
2 <sup>nd</sup> Quarter	93	104	12,0
3 <sup>rd</sup> Quarter	102		
4 <sup>th</sup> Quarter	104		

## FISHING



Source : Office of customs and border protection, SA Iedom

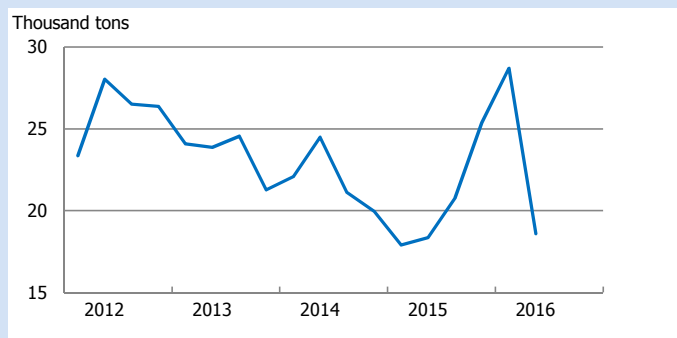
### Shrimps exports, SA

Tons	2015	2016	YoY (%)
1 <sup>st</sup> Quarter	83	164	98,3
2 <sup>nd</sup> Quarter	194	32	-83,6
3 <sup>rd</sup> Quarter	106		
4 <sup>th</sup> Quarter	75		

### Fish exports, SA

Tons	2015	2016	YoY (%)
1 <sup>st</sup> Quarter	399	435	9,2
2 <sup>nd</sup> Quarter	321	434	35,3
3 <sup>rd</sup> Quarter	336		
4 <sup>th</sup> Quarter	422		

## CEMENT SALES

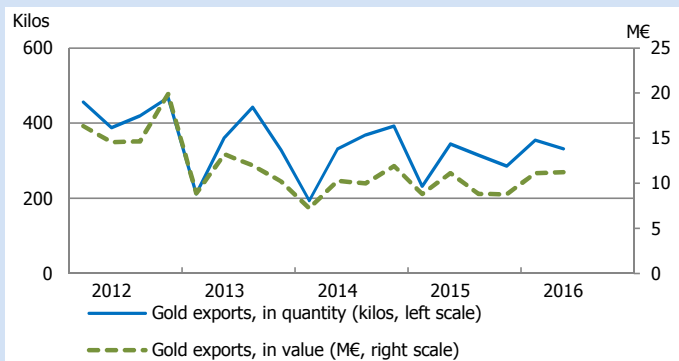


Source : Ciments guyanais, SA-WDA Iedom

### Cement sales, SA-WDA

Thousand tons	2015	2016	YoY (%)
1 <sup>st</sup> Quarter	17,9	28,7	60,3
2 <sup>nd</sup> Quarter	18,4	18,6	1,3
3 <sup>rd</sup> Quarter	20,8		
4 <sup>th</sup> Quarter	25,4		

## GOLD



Source : Office of customs and border protection, SA Iedom

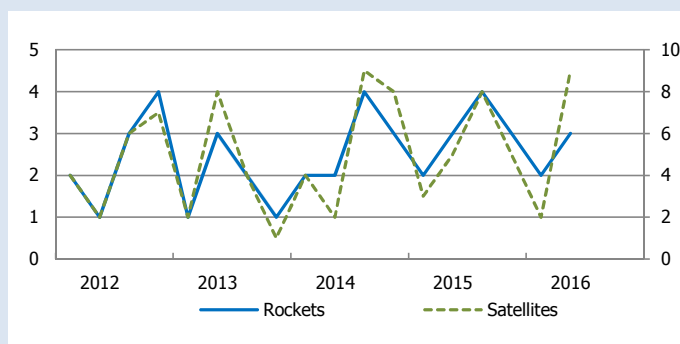
### Gold exports in quantity, SA

Kilos	2015	2016	YoY (%)
1 <sup>st</sup> Quarter	232	354	52,7
2 <sup>nd</sup> Quarter	344	332	-3,6
3 <sup>rd</sup> Quarter	315		
4 <sup>th</sup> Quarter	286		

### Gold exports in value, SA

€ M	2015	2016	YoY (%)
1 <sup>st</sup> Quarter	8,8	11,1	26,3
2 <sup>nd</sup> Quarter	11,1	11,2	0,9
3 <sup>rd</sup> Quarter	8,8		
4 <sup>th</sup> Quarter	8,8		

## SPACE INDUSTRY



Source : Cnes

### Number of rocket launches (Ariane, Soyouz, Vega)

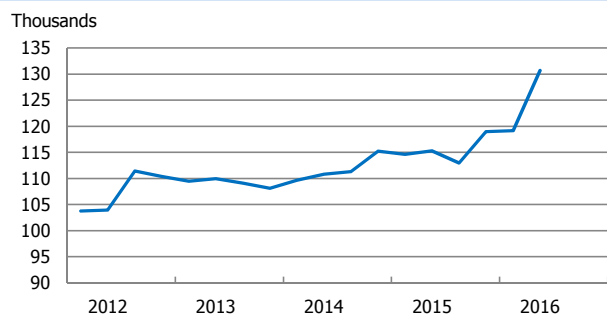
	2015	2016	YoY (nb)
1 <sup>st</sup> Quarter	2	2	0
2 <sup>nd</sup> Quarter	3	3	0
3 <sup>rd</sup> Quarter	4		
4 <sup>th</sup> Quarter	3		

### Number of satellites launched (inc. ATV\*)

	2015	2016	YoY (%)
1 <sup>st</sup> Quarter	3	2	-1
2 <sup>nd</sup> Quarter	5	9	4
3 <sup>rd</sup> Quarter	8		
4 <sup>th</sup> Quarter	5		

\*Automated Transport Vehicule, intended to supply the Internationnal space station

## AIRPORT PASSENGER TRAFIC

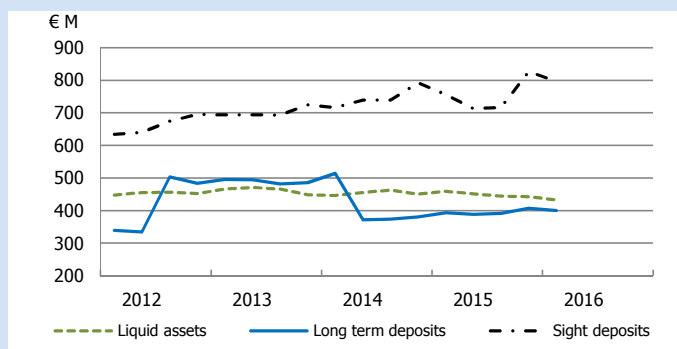


Source : CCIG, SA Iedom

### Airport passenger trafic, SA

Thousands	2015	2016	YoY (%)
1 <sup>st</sup> Quarter	114,6	119,2	4,0
2 <sup>nd</sup> Quarter	115,3	130,7	13,4
3 <sup>rd</sup> Quarter	113,0		
4 <sup>th</sup> Quarter	119,0		

## SAVINGS COLLECTED



Source : Iedom - Surf

### Sight deposits

€ M	2015	2016	YoY (%)
1 <sup>st</sup> Quarter	756,0	795,9	5,3
2 <sup>nd</sup> Quarter	713,1		
3 <sup>rd</sup> Quarter	716,7		
4 <sup>th</sup> Quarter	826,5		

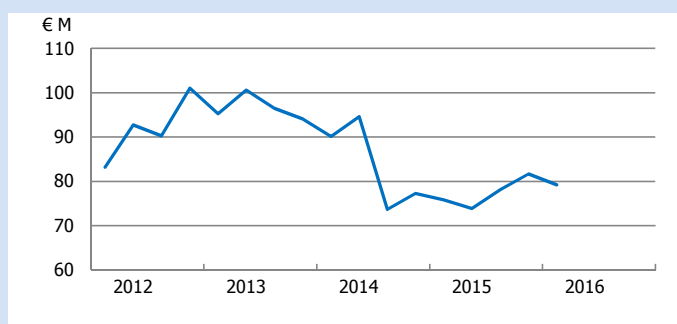
### Liquid assets

1 <sup>st</sup> Quarter	459,7	432,5	-5,9
2 <sup>nd</sup> Quarter	451,1		
3 <sup>rd</sup> Quarter	444,3		
4 <sup>th</sup> Quarter	443,0		

### Long term deposits

1 <sup>st</sup> Quarter	393,5	400,4	1,8
2 <sup>nd</sup> Quarter	389,0		
3 <sup>rd</sup> Quarter	391,5		
4 <sup>th</sup> Quarter	407,0		

## BUSINESSES OPERATING LOANS

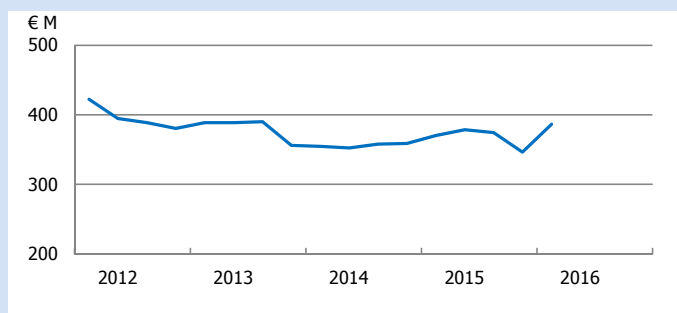


Source : Iedom - Surf

### Businesses operating loans

€ M	2015	2016	YoY (%)
1 <sup>st</sup> Quarter	75,8	79,2	4,5
2 <sup>nd</sup> Quarter	73,9		
3 <sup>rd</sup> Quarter	78,1		
4 <sup>th</sup> Quarter	81,6		

## LOCAL AUTHORITIES LOANS

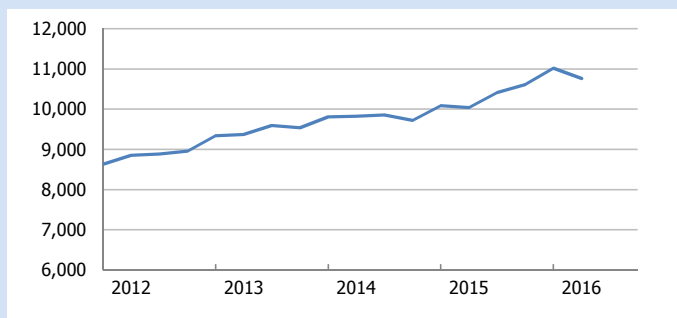


Source : Iedom - Surf

### Local authorities loans

€ M	2015	2016	YoY (%)
1 <sup>st</sup> Quarter	370,2	386,3	4,4
2 <sup>nd</sup> Quarter	378,7		
3 <sup>rd</sup> Quarter	374,4		
4 <sup>th</sup> Quarter	346,5		

## NATURAL PERSONS SUBJECT TO BANKING PROHIBITION

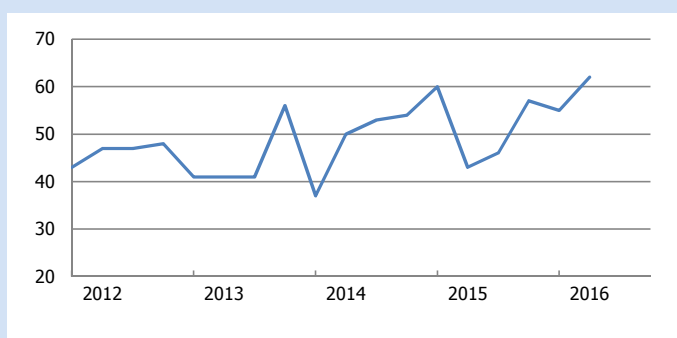


Source : Iedom

Natural persons subject to banking prohibition

	2015	2016	YoY (%)
1 <sup>st</sup> Quarter	10 089	11 014	9,2
2 <sup>nd</sup> Quarter	10 037	10 762	7,2
3 <sup>rd</sup> Quarter	10 410		
4 <sup>th</sup> Quarter	10 609		

## OVERINDEBTEDNESS FILES SUBMITTED

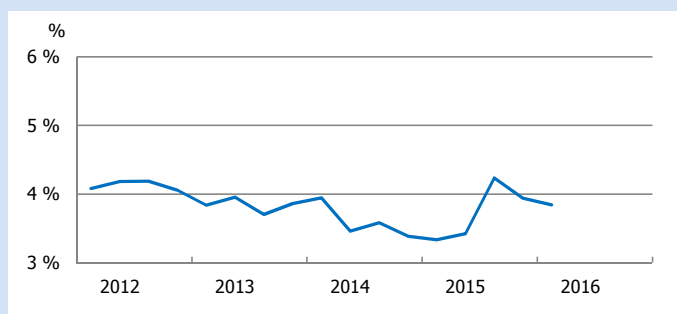


Source : Iedom

Overindebtedness files submitted

	2015	2016	YoY (%)
1 <sup>st</sup> Quarter	60	55	-8,3
2 <sup>nd</sup> Quarter	43	62	44,2
3 <sup>rd</sup> Quarter	46		
4 <sup>th</sup> Quarter	57		

## BAD DEBT RATIO



Source : Iedom Surf

Bad debt ratio

	2015	2016	YoY (point)
1 <sup>st</sup> Quarter	3,3 %	3,8 %	0,5
2 <sup>nd</sup> Quarter	3,4 %		
3 <sup>rd</sup> Quarter	4,2 %		
4 <sup>th</sup> Quarter	3,9 %		

The project "Comptes économiques rapides pour l'Outre-mer" (Cérom) was born in 2003 under the leadership of seven institutions - the National Institute of Statistics and Economic Studies (Insee), the French Development Agency (AFD) the Issuing Institute of Overseas Departments (Iedom), the Overseas Issuing Institute (Ieom), the Institute of Statistics of French Polynesia (ISPF), the Department of Planning and Economic Forecasting of French Polynesia (SPPE) (now dissolved), and the Institute of Statistics and Economic Studies in New Caledonia (Isee).

Its objectives are the early release of regional accounts using fast modelling methods, the modelling of the development of overseas economies, and the publication of macroeconomic and thematic analyzes of overseas departments and communities.

If specified, the data presented is seasonally adjusted (SA) and working days adjusted (WDA). The raw data sets are available in the appendices of the Iedom publication "Tendances conjoncturelles", and in the Insee publication « tableau de bord de la conjoncture en Guyane ».

Unless otherwise indicated, the financial data presented hereabove includes all credit institutions.

Publication director : H. GONSARD - Chief Editor : Y. CARON  
Editor : Iedom - Printing completed in September 2016

